

IP 68

05

- SP Series IP68
- Threaded coupling



★ Each side can be male or female contact

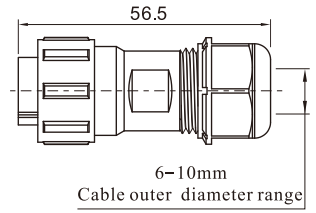
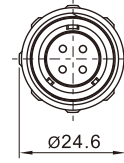
**Material and spec**

Coupling	Threaded	
Shell material	PC, Nylon66, fire resistance: V-0	
Insert material	PPS, max temperature 260 °C; Insert material: PA66(New Screw)	
Contact material	Brass with gold plating	
Termination	Solder: SP11, SP13, SP17, SP21, SP25, SP29, Crimp: SP17, SP21, SP25, SP29 Screw: SP17, SP21, SP25, SP29 (Ø2.0, Ø2.5, Ø3, Ø3.5mm contact)	
Cable outer diameter range	SP11: I: 3-4mm, II: 4-6.5mm SP17: 6-10mm SP25: I: 10-14mm, II: 7-12mm	SP13: I: 4-6.5mm, II: 5-8mm SP21: I: 4.5-7mm, II: 7-12mm, III: 5-9mm SP29: I: 9-13mm, II: 13-16mm
IP rating	IP68	
Mating cycle	500	
Temperature range	-40°C ~ +85°C	
Insulation resistance	2000 MΩ	

**SP17 Series**



Cable connector  
Mate with SP1711, SP1711C,  
SP1712

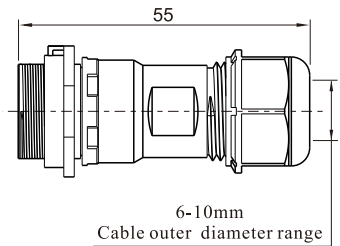
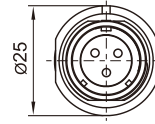


SP1710 / P \_ \_ \_  
Male contact

SP1710 / S \_ \_ \_  
1: solder, 3: crimp  
Number of contact  
Female contact



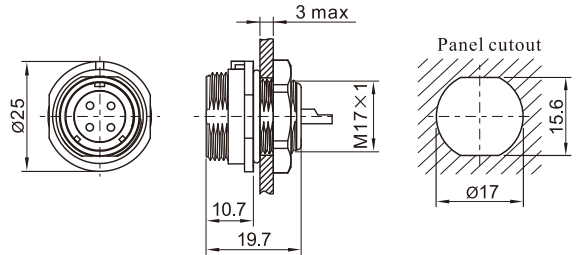
In-line cable connector C  
Mate with SP1710



SP1711C / P \_ \_ \_    SP1711C / S \_ \_ \_



Rear-nut mount  
Mate with SP1710



SP1712 / P \_ \_ \_    SP1712 / S \_ \_ \_

**Solder contact spec**

★ Crimp contact spec see P20

Number of contact	2	3	4	2B	3B	4B	5	7	9	10
Male contact face view										
Rated current (A)	10	10	5	15	15	15	5	5	5	5
Contact diameter(mm)	Ø1.5X2	Ø1.5X3	Ø1X4	Ø2X2	Ø2X3	Ø2X4	Ø1X5	Ø1X7	Ø1X9	Ø1X10
Rated voltage (AC.V)	500	500	500	500	500	500	500	400	400	400
Test voltage(AC.V) 1 min	1500	1500	1500	1500	1500	1500	1500	1200	1200	1200
Contact resistance (mΩ)	2.5	2.5	5	2.5	2.5	2.5	5	5	5	5
Wire size (mm <sup>2</sup> /AWG)	≤2/14	≤2/14	≤0.75/18	≤2/14	≤2/14	≤2/14	≤0.75/18	≤0.75/18	≤0.75/18	≤0.75/18



**SP  
17**

**SP17 Series**



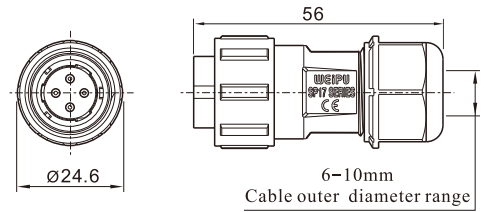
Plug with horizontal mount screw  
Mate with SP1711, SP1712

SP1710 / P\_\_-9

SP1710 / S\_\_-9

Male contact

Number of contact  
Female contact



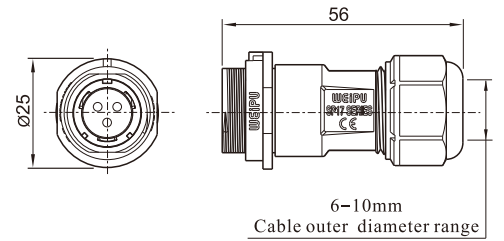
05



Connector with horizontal mount screw  
Mate with SP1710

SP1711 / P\_\_-9

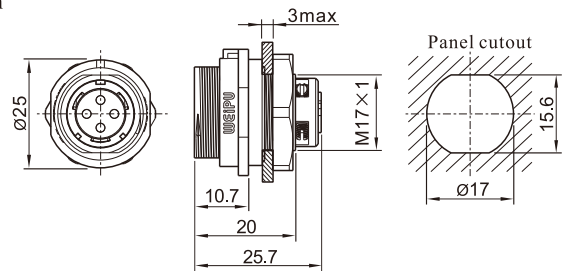
SP1711 / S\_\_-9



Rear-nut mount receptacle with horizontal mount screw  
Mate with SP1710

SP1712 / P\_\_-9

SP1712 / S\_\_-9



**Screw contact spec**

Number of contact	2B	3B	4B
Male contact face view			
Rated current (A)	15	15	15
Contact diameter(mm)	Ø2X2	Ø2X3	Ø2X4
Rated voltage (AC.V)	500	500	500
Test voltage(AC.V) 1 min	1500	1500	1500
Contact resistance (mΩ)	2.5	2.5	2.5
Wire size (mm <sup>2</sup> /AWG)	Min: 0.75/18 ≤ Max: ≤2/14	Min: 0.75/18 ≤ Max: ≤2/14	Min: 0.75/18 ≤ Max: ≤2/14