

IP 68

05

- SP Series IP68
- Threaded coupling



★ Each side can be male or female contact

Material and spec

Coupling	Threaded	
Shell material	PC, Nylon66, fire resistance: V-0	
Insert material	PPS, max temperature 260 °C; Insert material: PA66(New Screw)	
Contact material	Brass with gold plating	
Termination	Solder: SP11, SP13, SP17, SP21, SP25, SP29, Crimp: SP17, SP21, SP25, SP29 Screw: SP17, SP21, SP25, SP29 (Ø2.0, Ø2.5, Ø3, Ø3.5mm contact)	
Cable outer diameter range	SP11: I: 3-4mm, II: 4-6.5mm SP17: 6-10mm SP25: I: 10-14mm, II: 7-12mm	SP13: I: 4-6.5mm, II: 5-8mm SP21: I: 4.5-7mm, II: 7-12mm, III: 5-9mm SP29: I: 9-13mm, II: 13-16mm
IP rating	IP68	
Mating cycle	500	
Temperature range	-40°C ~ +85°C	
Insulation resistance	2000 MΩ	

SP13 Series



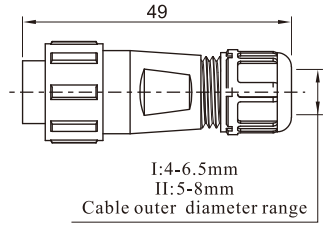
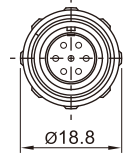
Cable connector
Mate with SP1311,
SP1311C, SP1312

SP1310 / P

SP1310 / S

Male contact

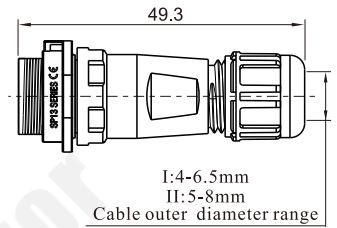
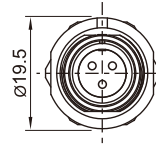
Cable outer diameter range
I: 4-6.5mm, II: 5-8mm
Number of contact
Female contact



In-line cable connector C
Mate with SP1310

SP1311C / P

SP1311 C / S

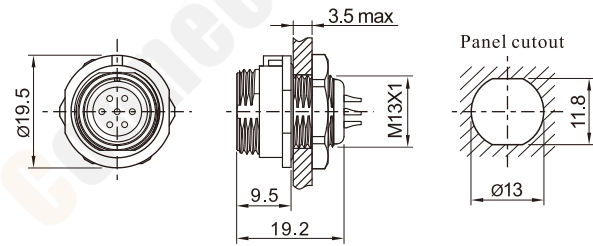


Rear-nut mount
Mate with SP1310

SP1312 / P

SP1312 / S

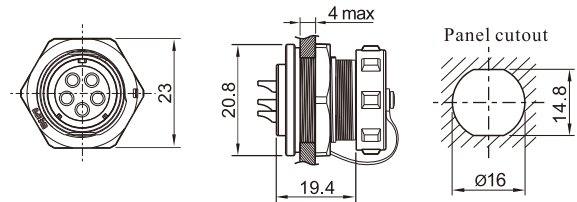
芯数 Number of contact



Front-nut mount
Mate with SP1310

SP1315 / P

SP1315 / S



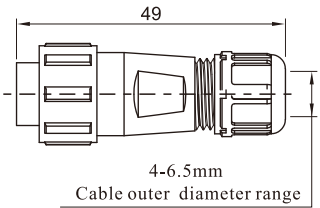
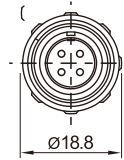
Solder contact spec

Number of contact	2	3	4	5	6	7	9
Male contact face view							
Rated current (A)	13	13	5	5	5	5	3
Contact diameter (mm)	Ø1.6X2	Ø1.6X3	Ø1X4	Ø1X5	Ø1X6	Ø1X7	Ø0.7X9
Rated voltage (AC.V)	250	250	200	180	125	125	125
Test voltage(AC.V) 1 min	1500	1500	1500	1000	1000	1000	1000
Contact resistance (mΩ)	2.5	2.5	5	5	5	5	10
Wire size (mm ² / AWG)	≤2 / 14	≤2 / 14	≤0.75 / 18	≤0.75 / 18	≤0.75 / 18	≤0.75 / 18	≤0.5 / 20

SP13 Series



Cable connector
Mate with SP1311, SP1312

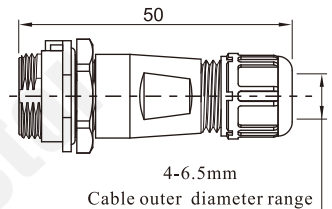
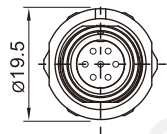


SP1310 / P — — Male contact
SP1310 / S — — Female contact

(CU):
Number of contact
Female contact



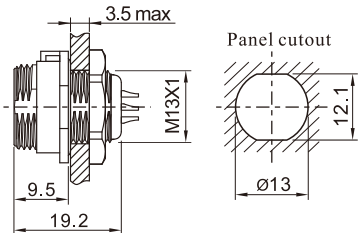
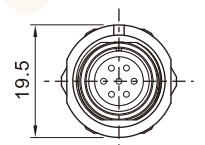
In-line cable connector
Mate with SP1310



SP1311 / P — — Male contact
SP1311 / S — — Female contact



Rear-nut mount
Mate with SP1310



SP1312 / P — — Male contact
SP1312 / S — — Female contact

(CU):
Number of contact

Solder contact spec

Number of contact	4	5	6	7	9
Male contact face view					
Rated current (A)	5	5	5	5	3
Contact diameter (mm)	Ø1X4	Ø1X5	Ø1X6	Ø1X7	Ø0.7X9
Rated voltage (AC.V)	300	300	300	300	125
Test voltage(AC.V) 1 min	1500	1000	1000	1000	1000
Contact resistance (mΩ)	5	5	5	5	10
Wire size(AWG)	20	20	20	20	20